



e-ISSN: 2319-8753 | p-ISSN: 2347-6710

IJRSET

International Journal of Innovative Research in
SCIENCE | ENGINEERING | TECHNOLOGY



INTERNATIONAL JOURNAL OF INNOVATIVE RESEARCH

IN SCIENCE | ENGINEERING | TECHNOLOGY

Volume 10, Issue 11, November 2021

ISSN INTERNATIONAL
STANDARD
SERIAL
NUMBER
INDIA

Impact Factor: 7.569

 9940 572 462

 6381 907 438

 ijrset@gmail.com

 www.ijrset.com

Lane Detection Using Semantic Segmentation to Circumvent Mishaps Caused by Indistinct Road Trajectory and Geometry

Mr.R.Somasundaram¹, C.L.Dharshini², M.Hansikaa³, P.Kiruthika⁴

Assistant Professor, Dept. of Electronics and Communication Engineering, Adhiyamaan College of Engineering, Hosur, Tamil Nadu, India ¹

UG Scholars, Dept. of Electronics and Communication Engineering, Adhiyamaan College of Engineering, Hosur, Tamil Nadu, India ²³⁴

ABSTRACT: Technical advancements ought to be there to scale back the frequency of accidents and keep safe. Lane police investigation system is a necessary element of the many technologically intelligent transport systems. Though it's a fancy goal to realize thanks to vacillate road conditions that an individual encounters particularly whereas driving at the hours of darkness or maybe in daylight. Lane boundaries area unit detected employing a camera that captures the read of the road, mounted on the front of the vehicle. The approach utilized in this project changes the image taken from the video into a group of sub-images and generates image options for every of them that area unit more wont to find the lanes gift on the roads by employing a convolutional neural network (CNN) rule. There are a unit planned varied ways that to find the lane markings on the road. Feature-based or model-based area unit the 2 classes of lane detection techniques. Down-level characteristics for instance lane-mark edges area unit employed by the feature-based functions.

KEYWORDS: Semantic segmentation, lane detection, SegNet, convolutional neural network.

I. INTRODUCTION

Road safety has perpetually been a district that considerations many of us round the world, because of the quantity of road accidents increasing day by day. Consistent with surveys, most driving accidents occur because of Human Mistakes. So as to create the driving method safer, a shot is formed to style a driver-assistance system with lane detection options. This method involves detection and classification exploitation convolutional neural networks. It a big technique within the visualization-based driver support structure and is capable to be used for vehicle guiding, road congestion turning away, crash turning away, or lane departure warning. A lane departure warning system could be a technology developed for warning a driver once any lane departure happens. this technique are going to be capable of guide-driver all told kinds of lanes straight or curvilinear, white or yellow, single, or double and pavement or route lane boundaries. This technique are going to be able to and find lanes even in uproarious conditions like fog, shadow, and stain.

II. OBJECTIVE

The main objective of this planned system is to scale back road accidents and increase driving safety by alerting the motive force throughout their reckless driving, adverse atmospheric condition, or drunk and driving. To get correct road lane detections at the same time whereas driving.

III. LITERATURE REVIEW

1. Talib and Ramli the detection of lane lines, the standard technique. The primarily uses image process Technology to perform edge detection, thresholding process, and curve-fitting on road pictures. The most steps area unit to pre-process the image, choose the Region of Interest (ROI), and perform edge detection. When Hough rework, thresholding is performed, and so the result's processed by the line or curve match. Common fitting strategies primarily embody the least-squares technique, polynomial fitting, and random sample accord (RANSAC) rule fitting. Several students reception and abroad have done loads of analysis on this.



2. Liu associated Deng an improved image mixed noise removal rule supported super-resolution rule. The planned RPP model relies on single convolution visual road detection. Specifically, RPP could be a deep full convolution residual partition network with a pyramid pool. So as to enhance the prediction accuracy of the KITTI-ROAD detection task, Liu proposes a brand new strategy by adding road edge tags and introducing applicable knowledge enhancements. It's an efficient plan to use linguistics segmentation in deep learning to finish the detection of roads or lanes.

3. J. Beck and C. Stiller, "Non-parametric lane estimation in urban environments," in IEEE Intelligent Vehicles conference.

Becket al. increased the lustiness of the markings and curb-based approaches by incorporating vanishing points and a free-space estimation. In previous work is extended with a rough linguistics segmentation for the lane estimation method. Another attainable answer is to increase the road boundary info by the position of different vehicles associated to reason regarding relations between them so as to create an assumption on the drivable path.

4. L. Caltagirone, S. Heidegger, L. Svensson, and M. Wahde, "Fast LIDAR-based road detection exploitation totally convolutional neural networks," in IEEE Intelligent Vehicles conference.

Caltagirone et al. Replace handcrafted options with a deep neural network that's trained to section the road within the second high read illustration of a measuring device purpose cloud. This approach, however, regards solely the road boundaries.

5. B. He, R. Ai, Y. Yan, and X. Lang, "Accurate and strong lane detection supported Dual-View Convolutional Neural Network," in IEEE Intelligent Vehicles conference (IV).

A dual-view convolutional neural network is applied to the highest read perspective of associate RGB image and extract lane boundaries for multiple lanes. Applying this approach to road segmentation, however use a way easy neural network. Within the same method, multiple approaches are conferred at the KITTI benchmark like, however all of them regard solely the ego lane since KITTI doesn't give different labels.

IV. PLANNED TECHNIQUE

This system proposes a sophisticated lane detection technology to enhance the potency and accuracy of time period lane detection. To totally perceive the atmosphere round the automotive through Camera-based lane detection is a vital step towards such environmental perception because it permits the automotive to properly position itself among the road lanes. It's additionally crucial for any resultant lane departure or mechanical phenomenon designing call. As such, activity correct Camera-based lane detection in time period could be a key enabler of totally autonomous driving. It adopts the idea of the convolutional neural network to extract lane line options by cavity convolution, whereby the lane lines area unit divided into dotted lines and solid lines. At a similar time, CNN adopts the encoder and decoder structure mode and uses the index perform of the utmost pooling layer within the decoder half to up sample the encoder in an exceedingly counter-pooling manner, realizing linguistics segmentation.

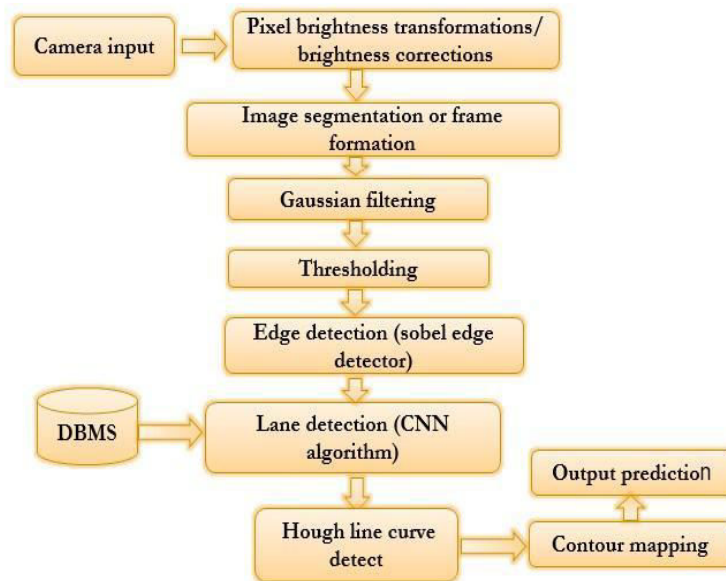


Fig 1: Block Diagram

A. IMAGE SEGMENTATION

The images from the input video area unit divided into varied elements referred to as segments. A picture may be an assortment or set of various pixels. The whole image cannot be processed at a similar time as there'll be regions within the image that don't contain any info. By dividing the image into segments, the necessary segments for process the image are often known and used. Image segmentation creates a pixel-wise mask for every object within the image. This system provides us a much more precise understanding of the objects and options within the image.

B. GAUSSIAN FILTERING

A mathematician filter may be a low pass filter used for reducing noise (high-frequency components) and blurring regions of a picture. The filter is enforced as Associate in Nursing Odd sized regular Kernel that is older every element of the Region of Interest (lane features) to urge the specified impact. Within the method of employing a mathematician filter on a picture, we have a tendency to first off outline the scale of the Kernel/Matrix that will be used for demising the image. This might be performed by first off cropping the specified region of the image, and so passing it through the filter perform. A mathematician filter is taken into account as Associate in nursing approximation.

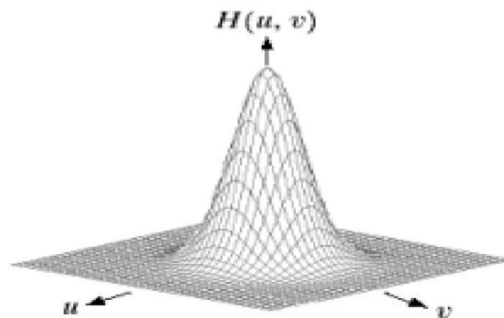


Fig 2: Gaussian filtering

C. THRESHOLDING

Thresholding may be a kind of image segmentation, wherever the pixels of a picture are often modified to create the image easier to investigate. In thresholding, a picture from color or grayscale is born-again into a binary image. Most often, thresholding is employed as some way to pick areas of interest of a picture, whereas ignoring the elements that aren't involved with. The method of thresholding involves, examination every element price of the image (pixel intensity) to a given threshold. This divides all the pixels of the input image into two groups:

1. Pixels having intensity values under the edge.
2. Pixels having Associate in nursing intensity price larger than the edge.

Easy thresholding is finished, within the "Manipulating pixels" section of the Skimage pictures episode. in this case, a straightforward NumPy array manipulation to separate the pixels happiness to the foundation system of a plant from the black background. to pick solely the shapes from the image, leave the pixels happiness to the shapes "on," whereas turning the remainder of the pixels "off," by setting their color channel values to zeros. The Skimage library has many totally different strategies of thresholding. The only version that involves a crucial step of human input. Specifically, within the fixed-level thresholding, a threshold valve is given. To pick the shapes and not the background, shut down the white background pixels whereas effort the pixels for the shapes turned "on". So, {a price worth a price} of threshold somewhere before the massive peak and switch pixels on top of that value "off".



Fig 3: Thresholding

D. EDGE DETECTION

Feature extraction is incredibly necessary for lane detection. There are a unit several common strategies used for edge detection, like smart rework, Sobel rework, and Laplacian rework. Edge detection may be a technique of image process wont to establish points in a very digital image with discontinuities, merely to mention, sharp changes within the image brightness. These points wherever the image brightness varies sharply area unit referred to as the perimeters (or boundaries) of the image. Edges area unit important native changes of intensity in a very digital image. A foothold are often outlined as a group of connected pixels that forms a boundary between 2 disjoint regions. Edge detection permits users to look at the options of a picture for a major amendment within the grey level. This texture indicating the top of 1 region within the image and also the starting of another. It reduces the number of information in a picture and preserves the structural properties of a picture.

Edge Detection Operators area unit of 2 types:

A gradient-based operator that computes first-order derivations in a very digital image like, Sobel operator, Prewitt operator, Henry Martyn Robert operator

Gaussian-based operator that computes second-order derivations in a very digital image like, smart edge detector, Laplacian of mathematician

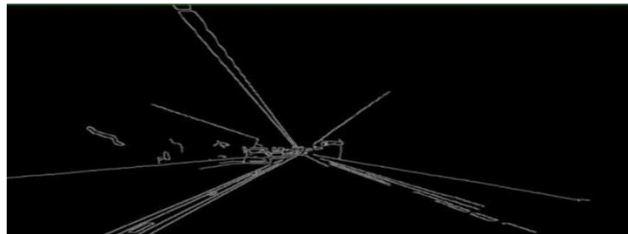


Fig 4: Edge detection

Sobel Operator: it's a separate differentiation operator. It computes the gradient approximation of the image intensity perform for image edge detection. At the pixels of a picture, the Sobel operator produces either the conventional to a vector or the corresponding gradient vector. It uses 2 three x three kernels or masks that area unit convolved with the input image to calculate the vertical and horizontal spinoff approximations.

E. CONVOLUTION NEURAL NETWORK

Convolutional Neural Networks, like neural networks, are made up of neurons with learnable weights and biases. Each neuron receives several inputs, takes a weighted sum over them, passes it through an activation function, and responds with an output. There are four layered concepts we should understand in Convolutional Neural Networks:

1. Convolution,
2. ReLu,
3. Pooling and
4. Full Connectedness (Fully Connected Layer).



1. CONVOLUTION

The input sounds like previous pictures it's seen before, the "image" reference signal are going to be mixed into, or convolved with, the input. The ensuing sign is then passed on to succeeding layer. So, the pc understands each constituent. During this case, the white pixels area unit aforementioned to be -1 whereas the black ones area unit one. This is often simply the means it's enforced to differentiate the pixels in an exceedingly basic binary classification. Little patches of the pixels referred to as filters area unit taken and it's matched with the corresponding close locations to ascertain whether or not it's matched. By this, the Convolutional Neural Network will determine the similarities than directly making an attempt to match the whole image. There are a unit four steps for convolution:

- Line up the feature and therefore the image
- Multiply every image constituent by corresponding feature constituent
- Add the values and realize the add
- Divide the add by the whole variety of pixels within the feature

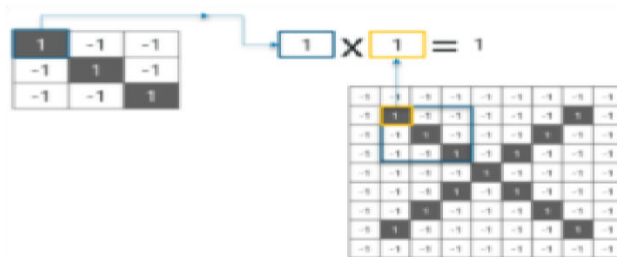


Fig 5: convolution exploitation filter

A feature image and one constituent area unit thought-about from the previous step. It's increased with the prevailing image and therefore the product is keep in another buffer feature with this image. It's accessorial with the values that diode to add. Then, divide this variety by the whole variety of pixels within the feature image. Once that's done, the ultimate worth obtained is placed at the middle of the filtered image. Move this filter around and therefore the same is continual at any constituent within the image. Similarly, move the feature to each different position within the image and determine the feature that matches that space. Therefore when this, we'll get the output as:

-1	-1	-1	-1	-1	-1	-1	-1	-1
-1	1	-1	-1	-1	-1	-1	1	-1
-1	-1	1	-1	-1	-1	1	-1	-1
-1	-1	-1	1	-1	1	-1	-1	-1
-1	-1	-1	-1	1	1	-1	-1	-1
-1	-1	1	-1	-1	-1	1	-1	-1
-1	1	-1	-1	-1	-1	-1	1	-1
-1	-1	-1	-1	-1	-1	-1	-1	-1

Fig 6: convoluted image in pixels

Considering only 1 filter. Similarly, a similar convolution is performed with each different filter to induce the convolution of that filter. The sign strength says whether or not the options area unit gift. Hence, Associate in nursing alphabet can be gift in several positions and therefore the Convolutional Neural Network algorithmic rule would still be ready to acknowledge it.

2. RECTIFIED LINEAR UNIT

ReLU is Associate in Nursing activation perform. Corrected linear measure (ReLU) rework perform solely activates a node if the input is higher than a definite amount, whereas the input is below zero, the output is zero, however once the input rises higher than a definite threshold, it's a linear relationship with the variable quantity. Therefore solely performs Associate in nursing operation if that worth is obtained by the variable quantity. The most aim is to get rid of all the negative values from the convolution. All the positive values stay a similar however all the negative values get modified to zero. Input from the convolution layer will be "smoothened" to scale back the sensitivity of the filters to



noise and variations. This smoothing method is termed subsampling and might be achieved by taking averages or taking the most over a sample of the signal.

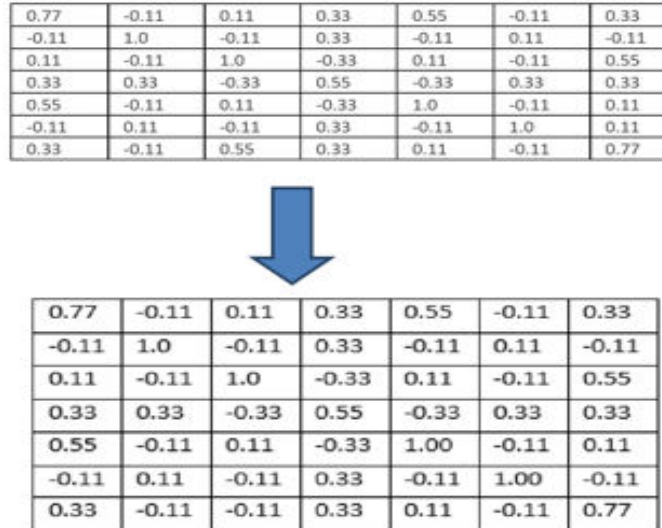


Fig 7: RELU layer

3. POOLING LAYER

In this layer, the image stack is shrunken into a smaller size. The pooling layer operates upon every feature map one by one to make a brand new set of a similar variety of pooled feature maps.

Pooling involves choosing a pooling operation, very similar to a filter to be applied to feature maps. The dimensions of the pooling operation or filter is smaller than the dimensions of the feature map; specifically, it's nearly always 2x2 pixels applied with a stride of two pixels. This implies that the pooling layer can continually cut back the dimensions of every feature map by an element of two, e.g. every dimension is halved reducing the amount of pixels or values in every feature map to at least one quarter the dimensions.

For example, a pooling layer applied to a feature map of 6x6

(36 pixels) can end in Associate in nursing output pooled feature map of

3x3 (9 pixels). The pooling operation is such, instead of learned. 2 common functions employed in the pooling operation are:

Average Pooling: Calculate the typical worth for every patch on the feature map.

Maximum pooling (or liquid ecstasy pooling): Calculate the most worth for every patch of the feature map.

The results of employing a pooling layer and making down sampled or pooled feature maps may be a summarized version of the options detected within the input. They're helpful as little changes within the location of the feature within the input detected by the convolutional layer can end in a pooled feature map with the feature within the same location. This capability accessorial by pooling is termed the model's unchangingness to native translation.



0.77	0	0.11	0.33	0.55	0	0.33
0	1.00	0	0.33	0	0.11	0
0.11	0	1.00	0	0.11	0	0.55
0.33	0.33	0	0.55	0	0.33	0.33
0.55	0	0.11	0	1.00	0	0.11
0	0.11	0	0.33	0	1.00	0
0.33	0	0.55	0.33	0.11	0	1.77

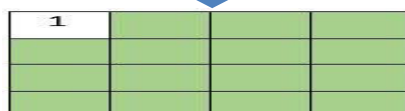


Fig 8: Pooling layer

4. FULLY CONNECTED LAYER

The last layers within the network area unit absolutely connected, that the somatic cells of preceding layers area unit connected to each neuron in subsequent layers. Absolutely connected layer is that the final layer wherever the classification really happens. Here the filtered and shrunken pictures area unit place along into one single list. In absolutely connected layers all the inputs from each layer area unit connected to each activation unit of succeeding layer. It compiles the information extracted by previous layers to create the ultimate output. It's the second most time overwhelming layer second to Convolution Layer.

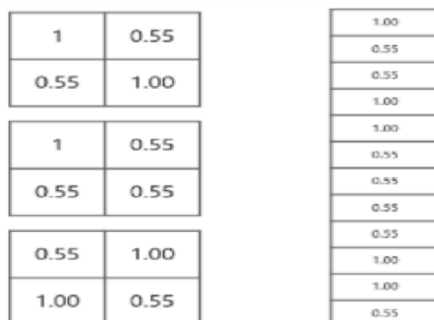


Fig 9: Fully connected layer

Training is completed for the network then it begins to predict and check the operating of the classifier. It detects the options that area unit passed on by the previous layers, and supported that data, each categories calculate their possibilities, then predictions area unit created.

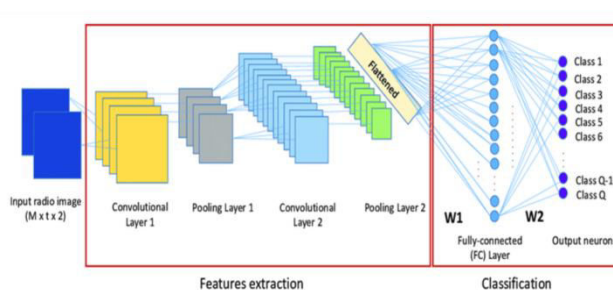


Fig 10: Network Architecture

F. HOUGH TRANSFORM AND CONTOUR DETECTION

The Hough transform may be a technique that may be accustomed isolate options of a selected from among a picture. As a result of it needs that the specified options be per some constant quantity type, the classical Hough transform is most ordinarily used for the detection of normal curves like lines, circles, ellipses, etc. A generalized Hough transform may be used in applications wherever a straightforward analytic description of a feature(s) isn't attainable. The most advantage of the Hough transform technique is that it's tolerant of gaps in feature boundary descriptions and is comparatively unaffected by image noise. CNN adopts the encoder and decoder structure mode and uses the index operate of the most pooling layer within the decoder half to up sample the encoder during a counter-pooling manner, realizing linguistics segmentation.

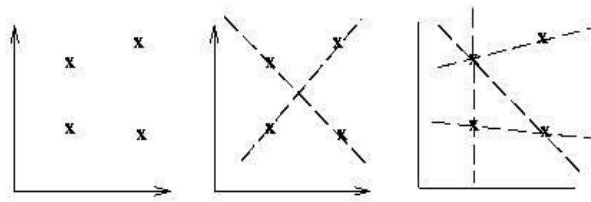


Fig 11: Hough transform

a) Coordinate points. b) And c) attainable line fittings

Contours detection may be a method of curve connection all the continual points within the binary pictures when the Hough rework (along with the boundary), having identical color or intensity. And combined with the instance segmentation, and at last through the fitting to attain the detection of the lane line.

V. IMPLEMENTATION

A. DATA SETS

Dataset supported lane dataset and user lane dataset is made. The dataset includes variety of sequences of pictures. These pictures area unit the forehead driving scenes on the highways. Every sequence contains continuous frames collected in one second. To enhance the dataset, the user will in addition label each ordinal image in every sequence. The upper the quantity of sequences enclosed the larger it expands the range of the lane dataset

B. SOFTWARE

PyCharm may be a dedicated Python Integrated Development setting (IDE) providing a good vary of essential tools for Python developers, tightly integrated to make a convenient setting for productive Python, web, and knowledge science development. To start out developing in Python with PyCharm we'd like to transfer and install Python from python.org betting on our platform.

PyCharm supports the subsequent versions of Python:

- Python two: version 2.7
- Python three: from version 3.6 up to version three.10.

Besides, within the skilled edition, one will develop Django, Flask, and Pyramid applications. Also, it absolutely supports HTML (including HTML5), CSS, JavaScript, and XML: these languages area unit bundled within the IDE via plugins and area unit switched on by default. Support for the opposite languages and frameworks may be more via plugins (go to Settings | Plugins or PyCharm | Preferences | Plugins for macOS users, to seek out a lot of or set them up throughout the primary IDE launch)

VI. RESULT

The algorithmic rule is employed to check the video sequences in numerous environmental eventualities, as well as daytime, high speed, night, rainy days, and so on. These scenes additionally embody corners, vehicle interference, occlusion, sturdy illumination, ground strip interference, and so on. The take a look at results area unit shown within the figure.



Fig 12: Input of lane feature



Fig 13: Output (contour detection)

VII. CONCLUSION

In this project, the lane detection algorithmic rule is rigorously enforced. The lane detection technique supported ancient image process and therefore the lane detection technique supported deep learning is analysed and compared to unravel the matter of lane detection underneath advanced conditions like shadows and obstacles. A convolutional neural network with a custom loss operate that may be trained dynamically and predict the parameter values of the convertible matrix. The algorithmic rule is tested by completely different datasets and lanes in numerous weather environments, the accuracy and hardness of the projected CNN algorithmic rule area unit verified. Within the algorithmic rule comparison experiment, the detection speed of the algorithmic rule is quicker. The convolutional neural network algorithmic rule exploitation deep learning doesn't have any issues and might win correct detection.

REFERENCES

- [1] K. He, X. Zhang, S. Ren, and J. Sun, "Deep residual learning for image recognition," arXiv preprint arXiv: 1512.03385, 2020.
- [2] V. Badrinarayanan, A. Handa, and R. Cipolla, "SegNet: A deep convolutional encoder-decoder architecture for robust semantic pixel wise labelling," arXiv preprint arXiv: 1505.07293, 2019.
- [3] M. Cordts, M. Omran, S. Ramos, T. Rehfeld, M. Enzweiler, R. Benenson, U. Franke, S. Roth, and Schiele, "The cityscapes dataset for semantic urban scene understanding," in Proc. of the IEEE Conference on Computer Vision and Pattern Recognition (CVPR), 2019. S.
- [4] Zheng, S. Jayasumana, B. Romera-Paredes, V. Vineet, Z. Su, D. Du, C. Huang, And P.H Torr, "A Layered Approach To Robust Lane Detection At Night." pp. 1529–1537, 2018.
- [5] J. Long, E. Shelhamer, and T. Darrell, "LANE DETECTION TECHNIQUES" – A Review." in Proceedings of the IEEE Conference on Computer Vision and Pattern Recognition, 2017, pp. 3431–3440.
- [6] Yang, W.; Zhang, X.; Lei, Q.; Shen, D.; Huang, Y. Lane Position Detection Based on Long Short-Term Memory (LSTM). *Sensors* 2020, 20, 3115.



- [7] Zou, Q.; Jiang, H.; Dai, Q.; Yue, Y.; Chen, L.; Wang, Q. Robust Lane Detection From Continuous Driving Scenes Using Deep Neural Networks. *IEEE Trans. Veh. Technol.* 2020, 69, 41–54.
- [8] Zhang, J.; Deng, T.; Yan, F.; Liu, W. Lane Detection Model Based on Spatio-Temporal Network with Double ConvGRUs. *arXiv* 2020, arXiv:2008.03922.
- [9] Romera, E.; Alvarez, J.M.; Bergasa, L.M.; Arroyo, R. Erfnet: Efficient residual factorized convnet for real-time semantic segmentation. *IEEE Trans. Intell. Transp. Syst.* 2017, 19, 263–272.
- [10] Luo, W.; Li, Y.; Urtasun, R.; Zemel, R. Understanding the effective receptive field in deep convolutional neural networks. In Proceedings of the Advances in Neural Information Processing Systems, Barcelona, Spain, 5–10 December 2016; pp. 4898–4906.
- [11] Szegedy, C.; Vanhoucke, V.; Ioffe, S.; Shlens, J.; Wojna, Z. Rethinking the inception architecture for computer vision. In Proceedings of the IEEE Conference on Computer Vision and Pattern Recognition, Las Vegas, NV, USA, 27–30 June 2016; pp. 2818–2826.

BIOGRAPHY



Mr R. Somasundaram,
Assistant Professor,
Electronics and Communication Engineering
Department,
Adhiyamaan College of Engineering,
Anna University.



C.L Dharshini,
Bachelor of Engineering (student),
Adhiyamaan College of Engineering,
Anna University



M. Hansikaa,
Bachelor of Engineering(student),
Adhiyamaan College of Engineering,
Anna University



P. Kiruthika,
Bachelor of Engineering(student),
Adhiyamaan College of Engineering,
Anna University



**Impact Factor:
7.569**



INTERNATIONAL JOURNAL OF INNOVATIVE RESEARCH

IN SCIENCE | ENGINEERING | TECHNOLOGY

 9940 572 462  6381 907 438  ijirset@gmail.com



www.ijirset.com

Scan to save the contact details